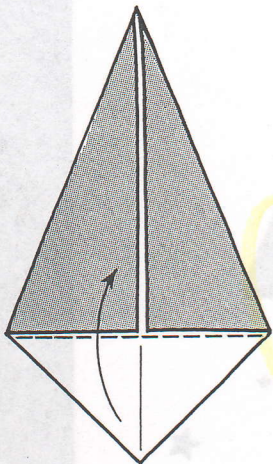


# \*TREE GREETING CARD

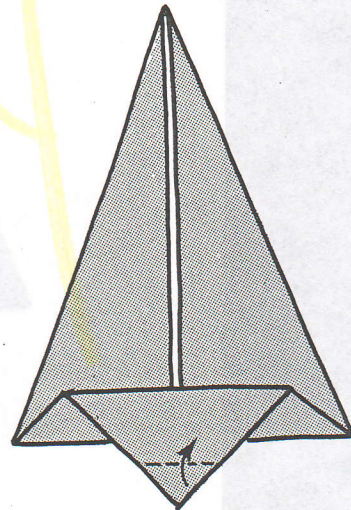
Express your concern for the environment by gluing a green tree to your notes and letters, especially at Christmastime.

## YOU NEED

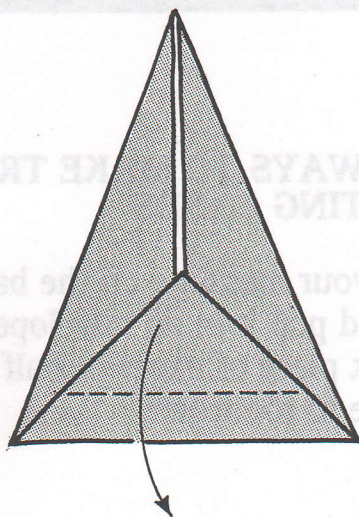
A square of green paper, about 5" (13 cm)  
*If paper is colored on one side only, begin with white side up.*



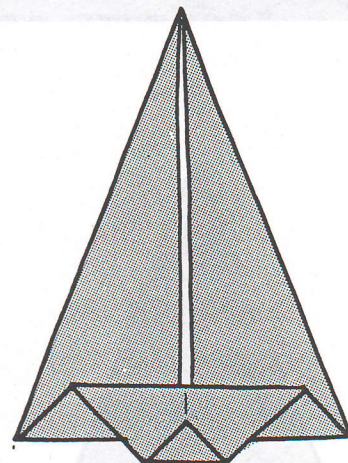
1. Make a Kite Base (page 22). Turn it upside down. Fold the bottom triangle up.



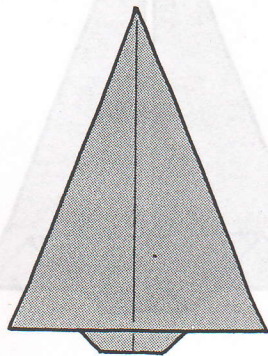
3. Fold tip of corner up.



2. Fold corner down.



4. Flip paper over from back to front.



5. Tree.

## TWO WAYS TO MAKE TREE GREETING CARDS

Write your message on the back of the tree and pop it in an envelope. Or fold a blank piece of paper in half and glue the tree to the front.